



veritas  
PRESS

1

# PHONICS

## MUSEUM

### Workbook





veritas  
PRESS

**PHONICS**

MUSEUM

First Grade Workbook

Fourth Edition

Copyright ©2020 Veritas Press  
Lancaster, Pennsylvania

ISBN 1-978-951200-55-8

All rights reserved. No part of this book may be reproduced without permission from Veritas Press, except by a reviewer who may quote brief passages in a review; nor may any part of this book be reproduced, stored in a retrieval system or transmitted in any form by any means, electronic, mechanical, photocopying, recording or otherwise, without prior permission from Veritas Press.

Printed in the United States of America.





# Review

## INSTRUCTIONS

After reading *The Alphabet Quest*, write the beginning letter for each museum picture below.



|  |  |  |
|--|--|--|
|  |  |  |
|  |  |  |



|  |  |  |
|--|--|--|
|  |  |  |
|  |  |  |



|  |  |  |
|--|--|--|
|  |  |  |
|  |  |  |



|  |  |  |
|--|--|--|
|  |  |  |
|  |  |  |



|  |  |  |
|--|--|--|
|  |  |  |
|  |  |  |



|  |  |  |
|--|--|--|
|  |  |  |
|  |  |  |






# Review

## INSTRUCTIONS

After reading *The Alphabet Quest*, write the beginning letter for each museum picture below.



\_\_\_\_\_



\_\_\_\_\_

\_\_\_\_\_

\_\_\_\_\_

\_\_\_\_\_

\_\_\_\_\_



\_\_\_\_\_

\_\_\_\_\_

\_\_\_\_\_

\_\_\_\_\_

\_\_\_\_\_

\_\_\_\_\_



# Review

**INSTRUCTIONS**

Follow the mazes for each lower case letter, then write its matching upper case letter next to it on the left.

a b c d e

f g h i j

k l m n

o p q r s

t u v w

x y z





# Review

**INSTRUCTIONS**

After looking at each picture say its name.  
Write the letter for the beginning sound in  
each picture.

---

---

---



---

---

---



---

---

---



---

---

---



---

---

---



---

---

---



---

---

---



---

---

---







# Review

## INSTRUCTIONS

After looking at each picture say its name.  
Write the letter for the beginning sound in  
each picture.



# Alphabetical Order

## INSTRUCTIONS

Complete the picture by connecting the dots in alphabetical order. Finish coloring Miss Biddle's dress.







# Review

### INSTRUCTIONS



Write the correct middle vowel in each word and follow the mazes for the rest of the word's letters.



n t

f n

b ll



h t

d g

p g



# Review

## INSTRUCTIONS

Read each sentence. Draw lines to match the correct picture to each sentence.

The lad had  
a pen.



The man sat.



The pigs  
were fed.



The fat cat  
sat.





# Review


**INSTRUCTIONS:**

Circle the letter pair which makes the beginning sound for each picture.



sh

wh



ch

th

sh

wh



ch

th

sh

wh



ch

th

sh

wh



ch

th

sh

wh



ch

th

sh

wh



ch

th

sh

wh



ch

th

sh

wh




ch

th

sh

wh



ch

th

A magnifying glass with a yellow handle and frame. Inside the lens, a small illustration of a book with a red cover and a white page is visible. The word "Review" is written in a large, red, serif font across the middle of the magnifying glass.

# Review

**INSTRUCTIONS:**

Write your first and last names on the lines below.

---

---

---

---

---

---

---





# Review

## INSTRUCTIONS

Using magazines, cut out an image for each letter to add to your museum.



## MY MUSEUM ALPHABET BOOK



# Y



# B





A magnifying glass with a yellow handle and frame is positioned over a globe. The globe shows a blue sky, green landmasses, and a red location marker. The word "Review" is written in a large, red, serif font across the center of the page.

# Review

## INSTRUCTIONS

Using magazines, cut out an image for each letter to add to your museum.





# Review

## INSTRUCTIONS

Using magazines, cut out an image for each letter to add to your museum.

W



D



U



F





# Review

## INSTRUCTIONS

Using magazines, cut out an image for each letter to add to your museum.



A magnifying glass with a yellow handle and frame is positioned over a globe. The globe shows a blue sky, green landmasses, and a red and white striped structure. The word "Review" is written in a large, red, serif font across the center of the page.

# Review

## INSTRUCTIONS

Using magazines, cut out an image for each letter to add to your museum.

A brown, fluted column base with a decorative top.

S

A brown, fluted column base with a decorative top.

H

A brown, fluted column base with a decorative top.

Q

A brown, fluted column base with a decorative top.

J



A magnifying glass with a yellow handle and frame is positioned over a globe. The globe shows a blue and green map of the world. The word "Review" is written in a large, red, serif font across the magnifying glass.

# Review

## INSTRUCTIONS

Using magazines, cut out an image for each letter to add to your museum.

A brown, fluted column base with a decorative capital.

I

A brown, fluted column base with a decorative capital.

R

A brown, fluted column base with a decorative capital.

K

A brown, fluted column base with a decorative capital.


P

A magnifying glass with a yellow handle and frame. Inside the lens is a small illustration of a blue and white ship on the water.

# Review

## INSTRUCTIONS

Using magazines, cut out an image for each letter to add to your museum.



A magnifying glass with a yellow handle and frame. Inside the lens is a small illustration of a blue and white ship on the water.

# Review

## INSTRUCTIONS

Using magazines, cut out an image for each letter to add to your museum.

# M



# N





ing

**INSTRUCTIONS**

Circle the “ing,” “ang,” or “ong” in the following words.



king

ring

sing

wing

ding



rang

sang

bang

hang

gang



song

gong

dong

pong

long



ing

6b

INSTRUCTIONS  
Read the words below.



s

ing

r

ing

s

ang

s

ong

r

ang



ing

7a

INSTRUCTIONS

Circle the "ing" in the following words.



hopping

huffing

singing

budding



humming

winning

begging



ing

7b

**INSTRUCTIONS**

Cut the scroll and the letter strip out then place the strip through the scroll and read the words that are made.



ing

ang

s

r

p

b








ing

8a

**INSTRUCTIONS**

Read up and down the word columns.  
After this you will be able to read *Ella  
Sings Jazz*.



like  
loving  
bebop  
swing  
sing  
sang  
sung  
king  
bing  
bang  
bong



ping  
pang  
pong  
gang  
songs  
long  
lungs  
singing  
hopping  
huffing  
puffing



dipping  
rocking  
swinging  
napping  
getting  
buzzing  
begging  
itching  
budding  
humming  
zinging



# Review

**INSTRUCTIONS**

Circle the beginning sound for each picture.

sh

wh



ch

th

sh

wh



ch

th

sh

wh



ch

th

sh

wh



ch

th

sh

wh




ch

th

sh

wh



ch

th

sh

wh



ch

th

sh

wh




ch

th

sh

wh



ch

th

1



**PHONICS**  
MUSEUM

ISBN 978-1-951200-55-8



9 781951 200558