



# Kindergarten Favorites

COMPREHENSION GUIDE



# Kindergarten Favorites

## COMPREHENSION GUIDE

Comprehension Questions  
by Laurie Detweiler

Illustration and Design  
by Ned Bustard



**veritas**  
PRESS

Copyright © 2011 Veritas Press, Inc.  
www.VeritasPress.com  
ISBN 978-1-932168-99-0

All rights reserved. Permission is granted to make unlimited photocopies of this entire manual for the school or homeschool that purchased this manual. Otherwise, no part of this book may be reproduced without permission from Veritas Press, except by a reviewer who may quote brief passages in a review; nor may any part of this book be reproduced, stored in a retrieval system or transmitted in any form by any means, electronic, mechanical, photocopying, recording or otherwise, without prior permission from Veritas Press.

Printed in the United States of America.

---

# KINDERGARTEN FAVORITES COMPREHENSION GUIDE

## *Table of Contents*

HOW TO USE THIS GUIDE.....	v
BISCUIT.....	1
MORRIS THE MOOSE.....	11
THE HORSE IN HARRY'S ROOM.....	19
SAMMY THE SEAL.....	29
BIG BROWN BEAR.....	39
NEW FAVORITE OLD POEMS.....	47
ANSWERS.....	56

---

# KINDERGARTEN FAVORITES COMPREHENSION GUIDE

## *How to Use this Guide*

What is *Kindergarten Favorites*? It is a collection of literature guides to assist beginning readers to enjoy and comprehend a book. Once children learn how to decode words, they need to learn how to engage the materials. They need to learn how to comprehend what they are reading. So how do we do this?

The books may be read in any order, but we have placed them in order based on difficulty. Generally, we spend three to four days per book. Children generally will read the book twice during this time. They should be reading the books aloud with you. You should help them to decode unfamiliar words. Be sure to let children sound out the words, rather than just giving them the pronunciation. Teach them to read with expression, which includes following the punctuation.

The comprehension questions and activities are there to help children focus on particular portions of the text and to help you assess their understanding of it. The children should be allowed to refer back to the text if needed.

The activities are meant to bring the text alive. Children always retain more when they work with the material. Handwriting exercises will provide students practice sentences to rehearse manuscript writing.

Below you will see four icons. Each will help you identify how to use each worksheet.



COMPREHENSION QUESTIONS,  
WRITING EXERCISES



COMPREHENSION ACTIVITIES,  
WRITING EXERCISES



ACTIVITIES



HANDWRITING EXERCISES

Enjoy! Curl up with a good book and read the day away. It is our desire that your students will become life long readers and look back on these years with great delight.

Sincerely,

*Marlin Peterson*  
*Laurie Detweiler*

# BISCUIT

by ALYSSA SATIN CAPUCILLI

Name: \_\_\_\_\_



Circle the best answer to fill in the blank.

Biscuit is a \_\_\_\_\_.

cat

dog

hamster

Biscuit is \_\_\_\_\_.

large

medium

small

Biscuit is \_\_\_\_\_.

brown

yellow



white

Biscuit does not want to go to \_\_\_\_\_.

bed

play

eat



Name: \_\_\_\_\_

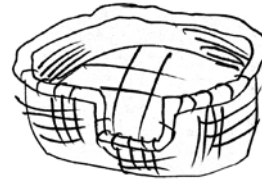


Read the words and then draw lines to match them to the correct picture.

Biscuit



bed



blanket



doll











Name: \_\_\_\_\_




Color the squares blue that have pictures beginning with the sound of B.



Name: \_\_\_\_\_




Short vowels can be found in the middle of words.  
Fill in the correct vowel (a, e, i, o, u) to make the correct word.




b d




b t




c r



p g



s n



f n



c t




d g

Name: \_\_\_\_\_



Make a paper bag puppet of Biscuit. Cut out the face on this page and glue it to the flap of a brown paper lunch bag.



Name: \_\_\_\_\_



*How about making homemade dog biscuits for your own dog or a friend's dog? Made with cheese (a favorite with dogs) and garlic (a natural flea repellent), they'll quickly become your dog's favorite, paws down.*

### *Ingredients*

1 1/4 cups of grated Cheddar cheese

1/4 pound of softened  
corn oil margarine

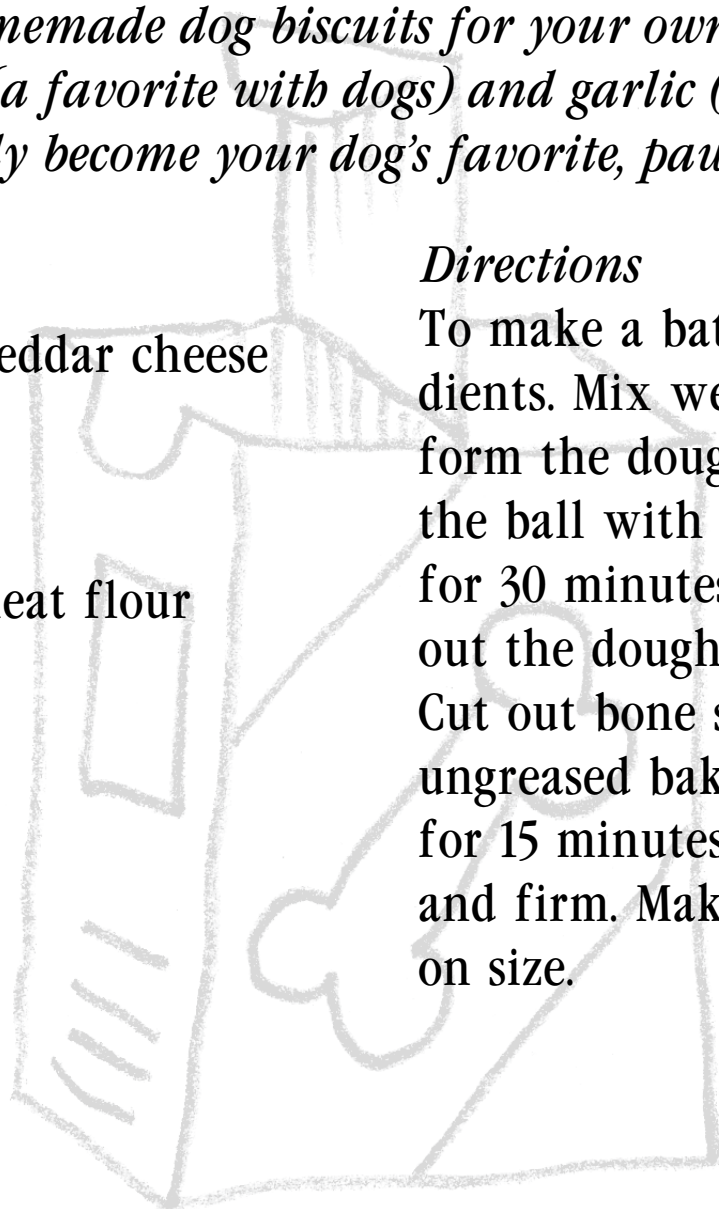
1 1/2 cups of whole wheat flour

1 crushed garlic clove

milk

### *Directions*

To make a batch, combine the dry ingredients. Mix well. Add enough milk to form the dough into a ball, then cover the ball with plastic wrap and chill for 30 minutes. On a floured board, roll out the dough to a 1/2-inch thickness. Cut out bone shapes and bake on an ungreased baking sheet at 375 degrees for 15 minutes or until slightly brown and firm. Makes 2 to 3 dozen, depending on size.



Name: \_\_\_\_\_



Copy the sentence in your best handwriting and color the picture.

*This is Biscuit. Good night, Biscuit.*



**Morris**  
**the Moose**  
by B. Wiseman

Name: \_\_\_\_\_



Circle the best answer.

What did Morris believe about the cow?

that she was a moose

that she was a cow

that she was a horse

What did the deer believe about the cow?

that she was a moose

that she was a dog


that she was a deer

How did everyone finally realize what they were?

A man told them.

They saw their reflection in the water.

They had a dream.



BISCUIT

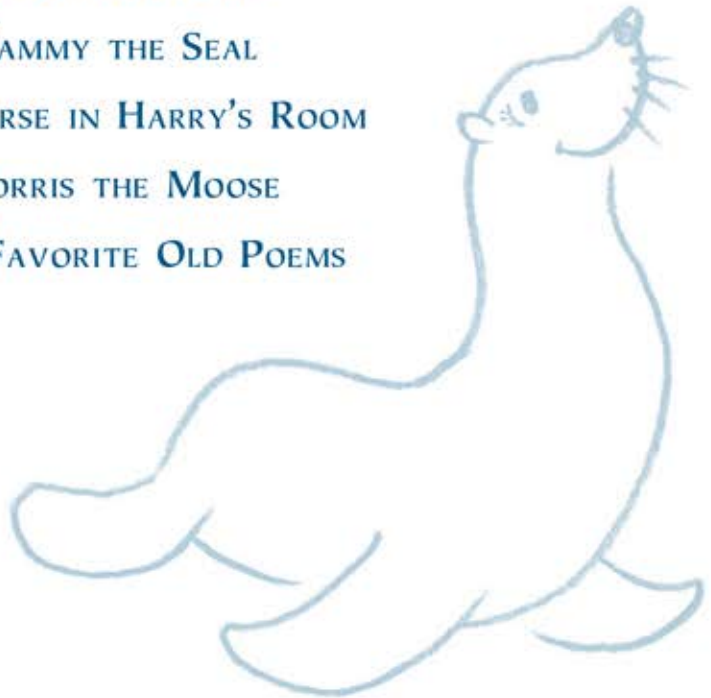
BIG BROWN BEAR

SAMMY THE SEAL

THE HORSE IN HARRY'S ROOM

MORRIS THE MOOSE

NEW FAVORITE OLD POEMS



**veritas**  
PRESS

ISBN 978-1-932168-99-0



9 781932 168990