

Halloween



INSTRUCTIONS


Feed your monster candy corn to keep him happy.

SUPPLIES


- empty cereal box, oatmeal canister, or other cardboard container
- construction paper
- scissors
- glue
- googly eyes
- markers
- yarn
- candy corn letters (provided)

DIRECTIONS

- 1 Make your monster. Glue construction paper onto the cereal box, oatmeal canister, or cardboard container.




- 2 Cut out a hole for the mouth. It should be large enough for candy corn pieces to fit through.



- 3 Decorate the monster with markers. Glue googly eyes (as many as you want!), nose(s), and hair onto the monster.




- 4 Cut out the candy corn letters provided. (It's best to print these letters on cardstock so they can be used again.)




HOW TO PLAY:

- 1 Lay the letters out on a table so that all are visible. Separate capital letters from lowercase letters.




- 2 Then, acting as the monster, say "Feed me the letter [_]!" Your child searches for the letter and feeds it to the monster.




GAME VARIATIONS:


- 1 Make it a race! Print out multiple copies of the candy corn letters, one set for each child. Then, race to see who can find and feed the monster the given letter first.



- 2 Alphabetical order - Mix up all the letters, keeping uppercase and lowercase separate. Have your child feed the letters to the monster in alphabetical order. Time them to see if they can beat their own time in repeated games!



- 3 Beginning sounds - Say a word. Have the child feed to the monster the letter the word begins with.



- 4 Spelling - Say a simple word that the child knows or can figure out. Have the child spell it with candy corn letters. Remember, letters must be fed to the monster in order!

